



REFRESHMENT & CONVENIENCE STATIONS

Combine beverage dispensers and waste collection with shelving for adequate storage in the Refreshment Station or consolidate many amenities to accommodate guests with our Convenience Station. A hinged front door with magnetic catch opens to a 26-gallon rigid waste liner. Customizable shelving and drawer options can accommodate towels, cleaning supplies, toiletries, and more. The Refreshment Station has a spring-loaded internal cup dispenser and two rear hinged doors with magnetic catches allow for quick service when replenishing water. Igloo® Cooler sold separately. While the Convenience Station has a built-in cooler box liner (104 quart capacity) keeps a variety of beverages and snacks cold throughout the day.



KEYSTONE REFRESHMENT STATION



GREAT LAKES CONVENIENCE STATION



KEYSTONE CONVENIENCE STATION



KEYSTONE REFRESHMENT STATION



Beverage Solutions

REFRESHMENT & CONVENIENCE STATIONS

REFRESHMENT



CONVENIENCE



Great Lakes

Keystone

SPECIFICATIONS


Refreshment & Convenience Stations

PRODUCT	DIMENSIONS
REFRESHMENT	61" W × 24" D × 70" H
CONVENIENCE	61" W × 24" D × 70" H


All dimensions are approximate and subject to change. Call for pricing.

AVAILABLE COLORS


Smooth Grain (Trim & Paneling)



Wood Grain (Paneling)



Hardwood (Trim & Paneling)





Beverage Solutions

REFRESHMENT STATIONS

CUSTOMIZATION



add your logo




material options




roof styles



overlay flap door



lockable door



back panel



all towels



front doors



shelf option